



# Funding your COL account

via **BDO** mobile app

*(Online Bills Payment)*



# Stay Safe from Scams!

Important Reminders When Adding and Withdrawing Funds to Your COL Account:

## 1. USE OFFICIAL BILLS PAYMENT CHANNELS ONLY

Fund your COL account via online or over the counter BILLS PAYMENT through our partner banks and e-wallets. See the full list [here](#).

## 2. COL WILL NEVER ASK YOU TO:

- Send money outside our official funding channels.
- Deposit to an individual's savings account.
- Hand over cash or authorize someone else to deposit or receive cash for you.

## 3. NO ADDITIONAL TAXES OR FEES FOR WITHDRAWALS

- ✓ Taxes on trading are deducted automatically within your COL account.
- ✓ COL does not charge withdrawal fees.
- Be wary if someone asks you to pay extra to access your funds—it's likely a scam!

## 4. VERIFY BEFORE YOU ACT

In doubt? Always contact us through our **official customer support channels** for confirmation or if you have any questions or concerns:

**Live Chat:** [www.colfinancial.com](http://www.colfinancial.com)

**Email:** [helpdesk@colfinancial.com](mailto:helpdesk@colfinancial.com)

**Facebook:** <https://www.facebook.com/colfinancial>

**Your safety is our priority.** Stay informed and vigilant to protect your money and investments.

# Mag-ingat sa Scam!

Mahalagang Paalala Kapag Nagde-deposit at Nagwi-withdraw sa Iyong COL Account:

## 1. SA OFFICIAL BILLS PAYMENT CHANNELS LANG MAG-DEPOSIT

Mag-deposit lang gamit ang online o over-the-counter BILLS PAYMENT through COL's partner banks and e-wallets. Para sa kumpletong listahan, click [here](#).

## 2. TANDAAN: HINDING-HINDI GAGAWIN NG COL ANG MGA ITO:

- Ipagde-deposit or papadalhin ka ng cash gamit ang ibang channels na hindi kasali sa COL's partner banks and e-wallets.
- Uutusan kang mag-cash deposit sa isang personal savings account.
- Tatanggap ng pera at mag-o-offer na sila ang mag-deposit para sa'yo.

## 3. WALANG EXTRA FEES O TAX SA WITHDRAWALS

- ✓ Automatic nang kaltas ang tax sa lahat ng trading transactions sa iyong COL account.
- ✓ Walang dagdag na bayad o "fee" para makapag-withdraw ng cash sa iyong COL account.
- May nagsasabing may babayaran ka bago makuha o ma-withdraw ang pera mo? Mag-ingat—scam 'yan!

## 4. MAY DUDA? LAGING MAGTANONG!

May tanong o may napansin kang kahina-hinala? Laging gumamit ng **official channel** para makipag-communicate sa COL:

**Live Chat:** [www.colfinancial.com](http://www.colfinancial.com)

**Email:** [helpdesk@colfinancial.com](mailto:helpdesk@colfinancial.com)

**Facebook:** <https://www.facebook.com/colfinancial>

**Your safety is our priority.** Maging mapanuri at alerto para protektahan ang pera at investments mo.

# Funding your COL account via BDO mobile app

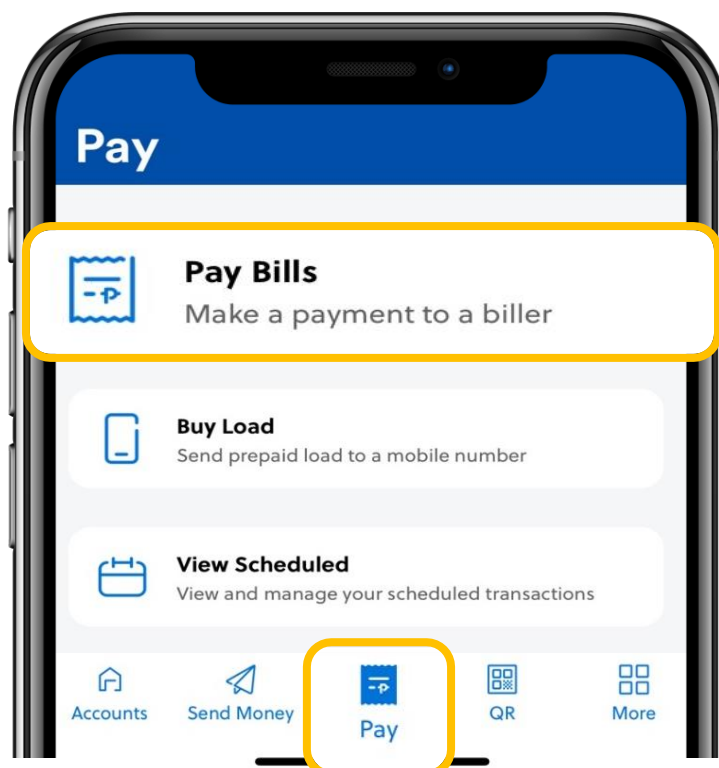
## STEP 1

Log in to the BDO mobile banking app.



## STEP 2

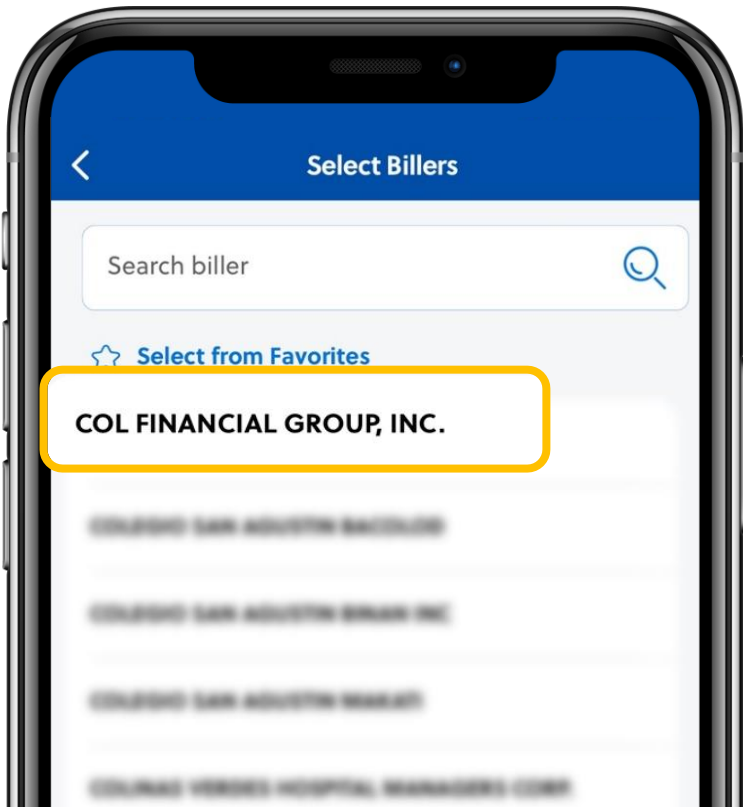
Select **Pay** from the quick links, then tap on **Pay Bills**.



# Funding your COL account via BDO mobile app

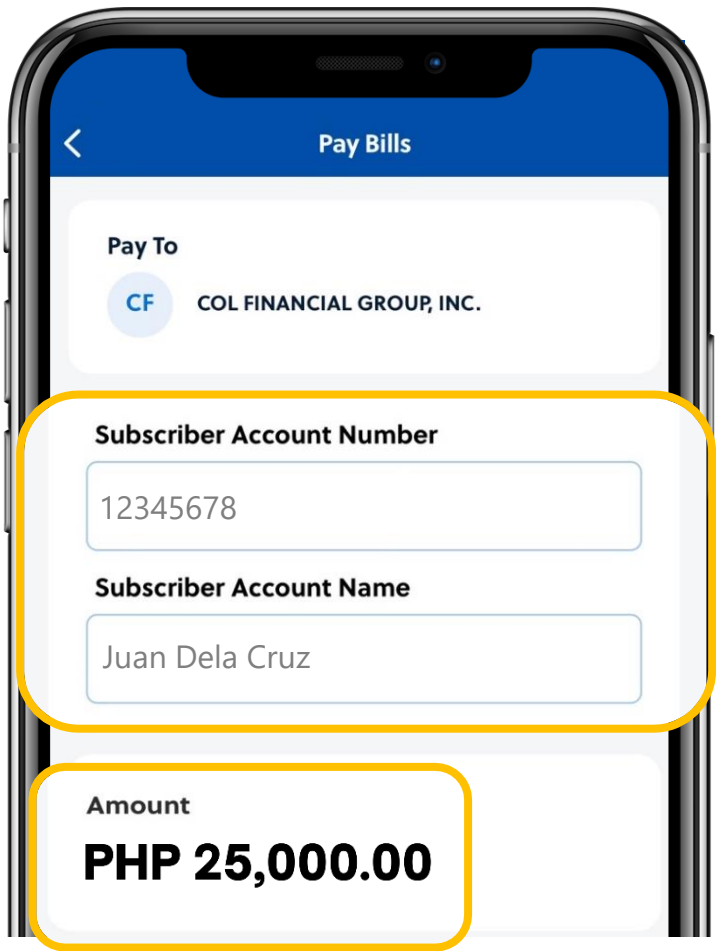
### STEP 3

Choose COL Financial Group, Inc. from the list of billers.



### STEP 4

Input your 8-digit COL account number, account name, and your desired deposit amount.

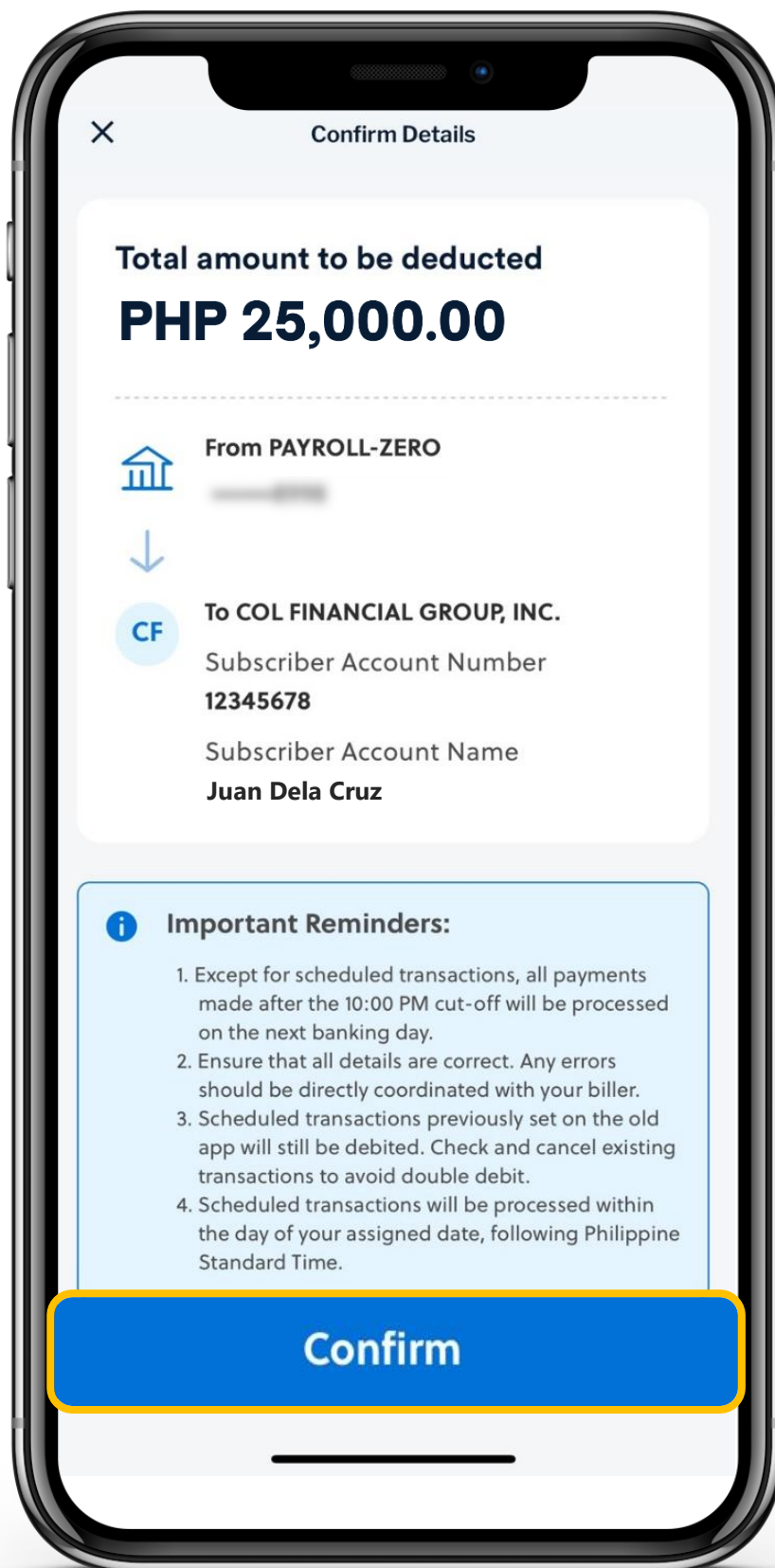


# Funding your COL account via BDO mobile app

## **STEP 5**

Review all the details and tap Confirm to proceed.

*NOTE: You will not be charged a transaction fee.*



# Funding your COL account via BDO mobile app

### STEP 6

Your funds will be credited to your COL account within 24 hours, excluding weekends and holidays.

*TIP: Tap **Favorite** to save COL Financial and make future deposits faster.*

